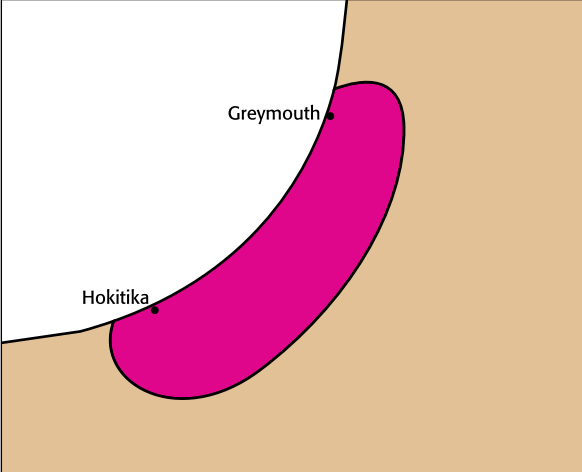
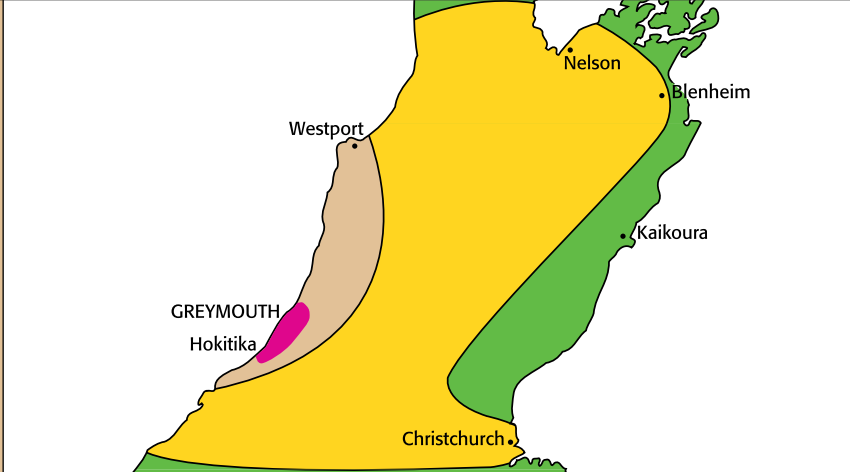


























Sector guide from Greymouth

Local and local towns sector	Local towns sector to two sector																						
 <p>Greymouth</p> <p>Hokitika</p>	 <p>Westport</p> <p>Nelson</p> <p>Blenheim</p> <p>GREYMOUTH</p> <p>Hokitika</p> <p>Christchurch</p> <p>Kaikoura</p>																						
Parcel tickets	Island to Island																						
<p>Local</p>  <ul style="list-style-type: none"> • Within city limits • One parcel base ticket allows up to 25kg • Maximum of 25kg per item 	 <p>Whangarei</p> <p>Auckland</p> <p>Hamilton</p> <p>Tauranga</p> <p>Rotorua</p> <p>Hamilton</p> <p>New Plymouth</p> <p>Wanganui</p> <p>Napier</p> <p>Hastings</p> <p>Palmerston North</p> <p>Wellington</p> <p>Nelson</p> <p>Blenheim</p> <p>Westport</p> <p>GREYMOUTH</p> <p>Hokitika</p> <p>Kaikoura</p> <p>Ashburton</p> <p>Christchurch</p> <p>Timaru</p> <p>Queenstown</p> <p>Alexandra</p> <p>Dunedin</p> <p>Gore</p> <p>Balclutha</p> <p>Invercargill</p>																						
<p>Local towns</p>  <ul style="list-style-type: none"> • Up to 75km within an Island • One parcel base ticket allows up to 25kg • Maximum of 25kg per item 	<table border="1"> <thead> <tr> <th colspan="2">Parcel ticket distances</th> </tr> </thead> <tbody> <tr> <td colspan="2">Each ticket is colour coded based on the distance the parcel travels.</td> </tr> <tr> <td></td> <td>Local</td> <td>Across town, within city limits</td> </tr> <tr> <td></td> <td>Local towns</td> <td>Up to 75km, within an Island</td> </tr> <tr> <td></td> <td>One sector</td> <td>Up to 150km, within an Island</td> </tr> <tr> <td></td> <td>Two sector</td> <td>Over 150km, within an Island</td> </tr> <tr> <td></td> <td>Island to Island</td> <td>Between North and South Islands</td> </tr> <tr> <td></td> <td>Island to Island economy</td> <td>Between North and South Islands economy</td> </tr> </tbody> </table>	Parcel ticket distances		Each ticket is colour coded based on the distance the parcel travels.			Local	Across town, within city limits		Local towns	Up to 75km, within an Island		One sector	Up to 150km, within an Island		Two sector	Over 150km, within an Island		Island to Island	Between North and South Islands		Island to Island economy	Between North and South Islands economy
Parcel ticket distances																							
Each ticket is colour coded based on the distance the parcel travels.																							
	Local	Across town, within city limits																					
	Local towns	Up to 75km, within an Island																					
	One sector	Up to 150km, within an Island																					
	Two sector	Over 150km, within an Island																					
	Island to Island	Between North and South Islands																					
	Island to Island economy	Between North and South Islands economy																					
<p>One sector</p>  <ul style="list-style-type: none"> • Up to 150km within an Island • One parcel base ticket allows up to 15kg • One yellow excess ticket for each 10kg over 15kg • Maximum of 25kg per item 																							
<p>Two sector</p>  <ul style="list-style-type: none"> • Over 150km within an Island • One parcel base ticket allows up to 5kg • One green excess ticket for each 5kg over 5kg • Maximum of 25kg per item 																							
<p>Island to Island</p>  <ul style="list-style-type: none"> • Between North & South Islands • One parcel base ticket allows up to 5kg • One blue excess ticket for each 5kg over 5kg • Maximum of 25kg per item 																							