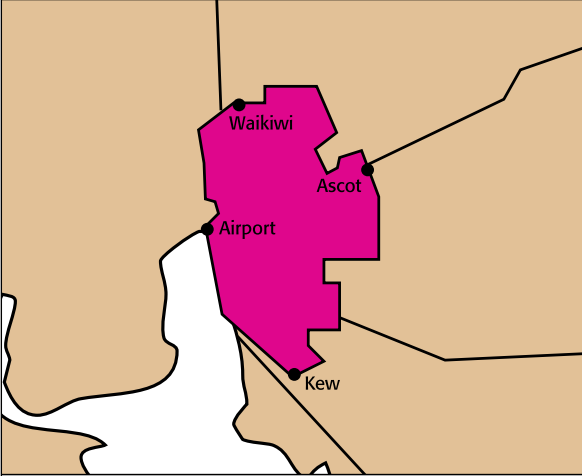
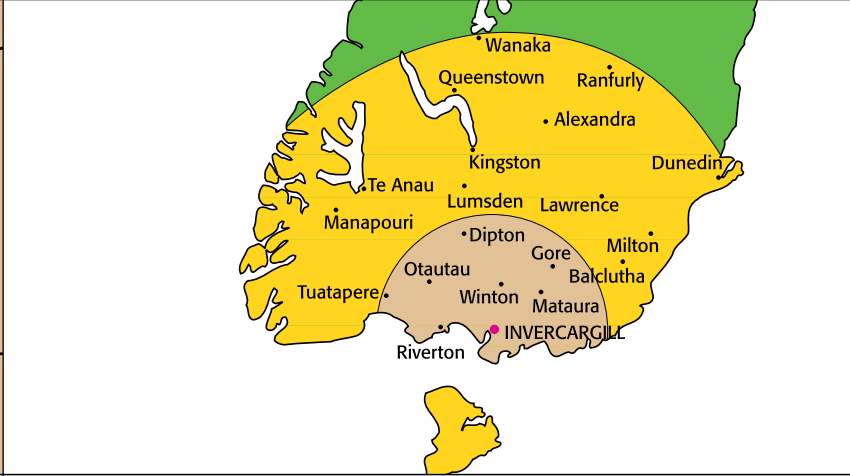



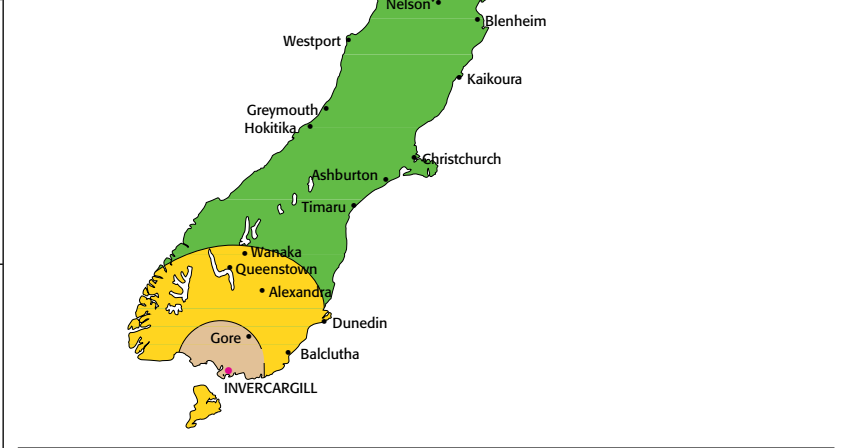























Sector guide from Invercargill

Local and local towns sector	Local towns sector to two sector																
																	
Parcel tickets	Island to Island																
<p>Local</p>  <ul style="list-style-type: none"> • Within city limits • One parcel base ticket allows up to 25kg • Maximum of 25kg per item 																	
<p>Local towns</p>  <ul style="list-style-type: none"> • Up to 75km within an Island • One parcel base ticket allows up to 25kg • Maximum of 25kg per item 																	
<p>One sector</p>  <ul style="list-style-type: none"> • Up to 150km within an Island • One parcel base ticket allows up to 15kg • One yellow excess ticket for each 10kg over 15kg • Maximum of 25kg per item 	<table border="1"> <thead> <tr> <th colspan="2">Parcel ticket distances</th> </tr> </thead> <tbody> <tr> <td colspan="2">Each ticket is colour coded based on the distance the parcel travels.</td> </tr> <tr> <td></td> <td>Local Across town, within city limits</td> </tr> <tr> <td></td> <td>Local towns Up to 75km, within an Island</td> </tr> <tr> <td></td> <td>One sector Up to 150km, within an Island</td> </tr> <tr> <td></td> <td>Two sector Over 150km, within an Island</td> </tr> <tr> <td></td> <td>Island to Island Between North and South Islands</td> </tr> <tr> <td></td> <td>Island to Island economy Between North and South Islands economy</td> </tr> </tbody> </table>	Parcel ticket distances		Each ticket is colour coded based on the distance the parcel travels.			Local Across town, within city limits		Local towns Up to 75km, within an Island		One sector Up to 150km, within an Island		Two sector Over 150km, within an Island		Island to Island Between North and South Islands		Island to Island economy Between North and South Islands economy
Parcel ticket distances																	
Each ticket is colour coded based on the distance the parcel travels.																	
	Local Across town, within city limits																
	Local towns Up to 75km, within an Island																
	One sector Up to 150km, within an Island																
	Two sector Over 150km, within an Island																
	Island to Island Between North and South Islands																
	Island to Island economy Between North and South Islands economy																
<p>Two sector</p>  <ul style="list-style-type: none"> • Over 150km within an Island • One parcel base ticket allows up to 5kg • One green excess ticket for each 5kg over 5kg • Maximum of 25kg per item 																	
<p>Island to Island</p>  <ul style="list-style-type: none"> • Between North & South Islands • One parcel base ticket allows up to 5kg • One blue excess ticket for each 5kg over 5kg • Maximum of 25kg per item 																	