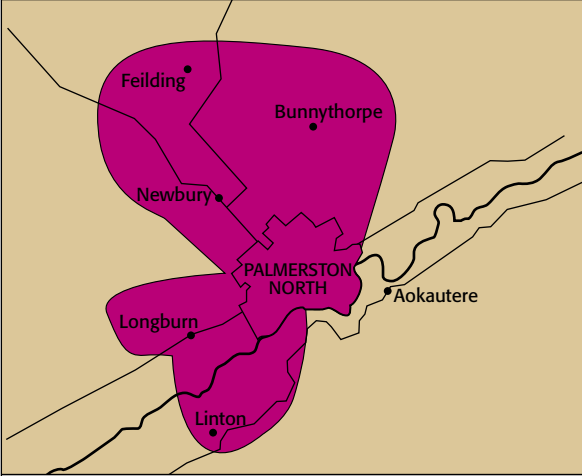
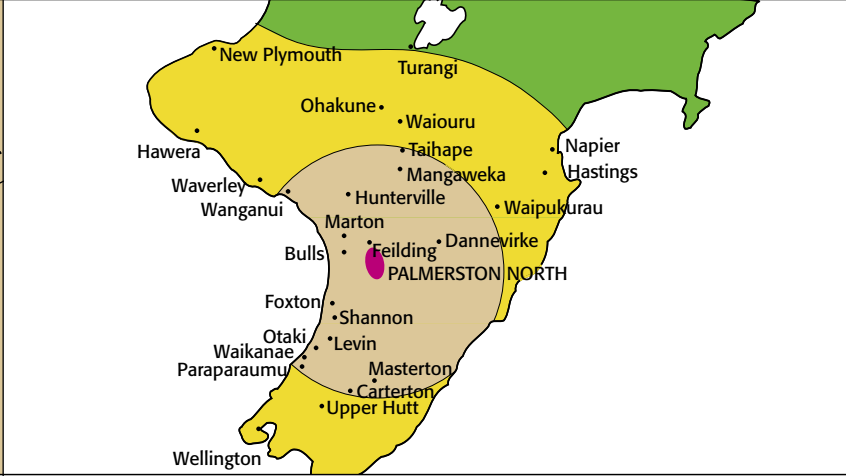

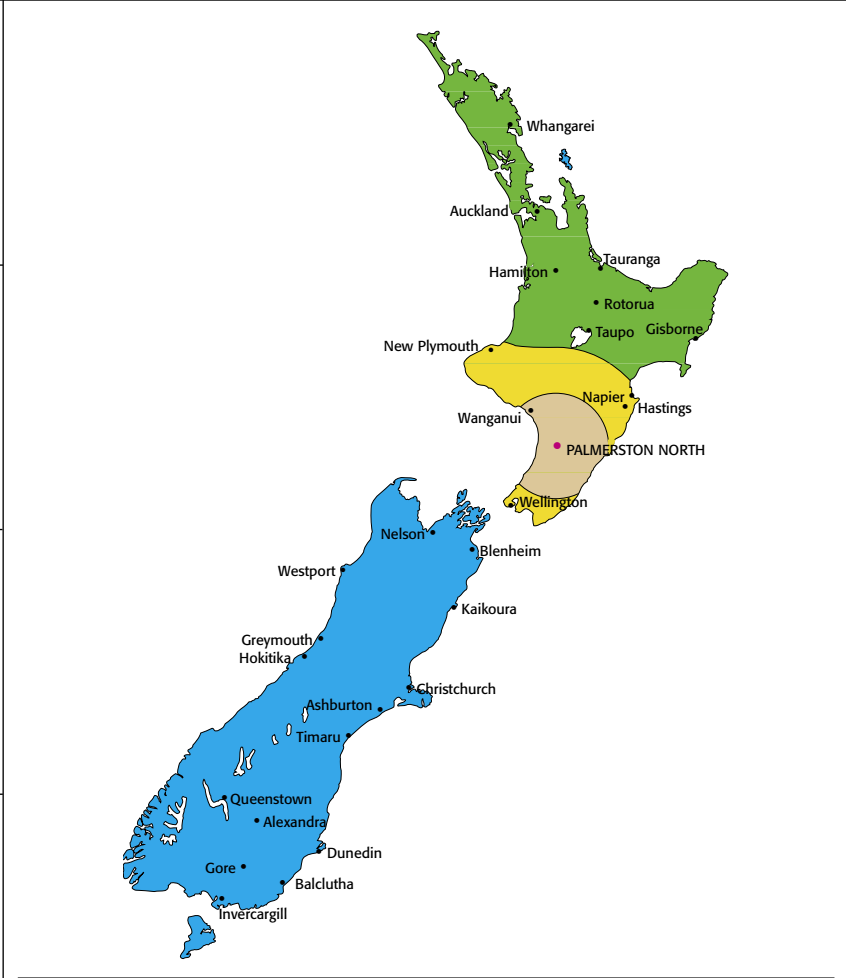








Sector guide from Palmerston North

<p>Local and local towns sector</p>	<p>Local towns sector to two sector</p>												
 <p>A map showing the local and local towns sector around Palmerston North. The area is shaded in purple and includes towns such as Feilding, Bunnythorpe, Newbury, Longburn, Linton, and Aokautere.</p>	 <p>A map showing the local towns sector to two sector. The area is shaded in yellow and includes towns such as New Plymouth, Turangi, Ohakune, Waiouru, Napier, Hastings, Waverley, Wanganui, Marton, Bulls, Feilding, Dannevirke, Waipukurau, Foxton, Shannon, Levin, Masterton, Carterton, Upper Hutt, Otaki, Waikanae, Paraparaumu, and Wellington.</p>												
<p>Parcel tickets</p>	<p>Island to Island</p>												
<p>Local</p>  <ul style="list-style-type: none"> • Within city limits • One parcel base ticket allows up to 25kg • Maximum of 25kg per item 	 <p>A map of New Zealand showing the island to island sector. The North Island is shaded in green and includes towns like Whangarei, Auckland, Hamilton, Tauranga, Rotorua, Taupo, Gisborne, New Plymouth, Wanganui, Napier, Hastings, and Palmerston North. The South Island is shaded in blue and includes towns like Nelson, Westport, Blenheim, Kaikoura, Greymouth, Hokitika, Ashburton, Christchurch, Timaru, Queenstown, Alexandra, Dunedin, Balclutha, Gore, and Invercargill.</p>												
<p>Local towns</p>  <ul style="list-style-type: none"> • Up to 75km within an Island • One parcel base ticket allows up to 25kg • Maximum of 25kg per item 	<p>Parcel ticket distances</p> <p>Each ticket is colour coded based on the distance the parcel travels.</p> <table border="1"> <tr> <td>Local</td> <td>Across town, within city limits</td> </tr> <tr> <td>Local towns</td> <td>Up to 75km, within an Island</td> </tr> <tr> <td>One sector</td> <td>Up to 150km, within an Island</td> </tr> <tr> <td>Two sector</td> <td>Over 150km, within an Island</td> </tr> <tr> <td>Island to Island</td> <td>Between North and South Islands</td> </tr> <tr> <td>Island to Island economy</td> <td>Between North and South Islands economy</td> </tr> </table>	Local	Across town, within city limits	Local towns	Up to 75km, within an Island	One sector	Up to 150km, within an Island	Two sector	Over 150km, within an Island	Island to Island	Between North and South Islands	Island to Island economy	Between North and South Islands economy
Local	Across town, within city limits												
Local towns	Up to 75km, within an Island												
One sector	Up to 150km, within an Island												
Two sector	Over 150km, within an Island												
Island to Island	Between North and South Islands												
Island to Island economy	Between North and South Islands economy												
<p>One sector</p>  <ul style="list-style-type: none"> • Up to 150km within an Island • One parcel base ticket allows up to 15kg • One yellow excess ticket for each 10kg over 15kg • Maximum of 25kg per item 	<p>MKTG9A (05/05)</p>												
<p>Two sector</p>  <ul style="list-style-type: none"> • Over 150km within an Island • One parcel base ticket allows up to 5kg • One green excess ticket for each 5kg over 5kg • Maximum of 25kg per item 	<p>Ph: 0800 COURIER (0800 268 7437)</p>												
<p>Island to Island</p>  <ul style="list-style-type: none"> • Between North & South Islands • One parcel base ticket allows up to 5kg • One blue excess ticket for each 5kg over 5kg • Maximum of 25kg per item 	<p>Online: www.courierpost.co.nz</p> <p>A Joint Venture between  </p>												