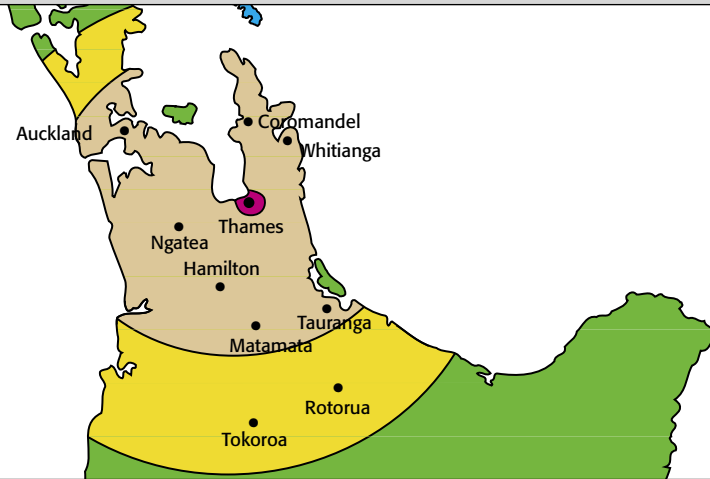


**Sector guide from Thames**


**Local towns sector to two sector**



**Parcel tickets**


**Island to Island**

**Local**




- Within city limits
- One parcel base ticket allows up to 25kg
- Maximum of 25kg per item

**Local towns**




- Up to 75km within an Island
- One parcel base ticket allows up to 25kg
- Maximum of 25kg per item

**One sector**




- Up to 150km within an Island
- One parcel base ticket allows up to 15kg
- One yellow excess ticket for each 10kg over 15kg
- Maximum of 25kg per item

**Two sector**

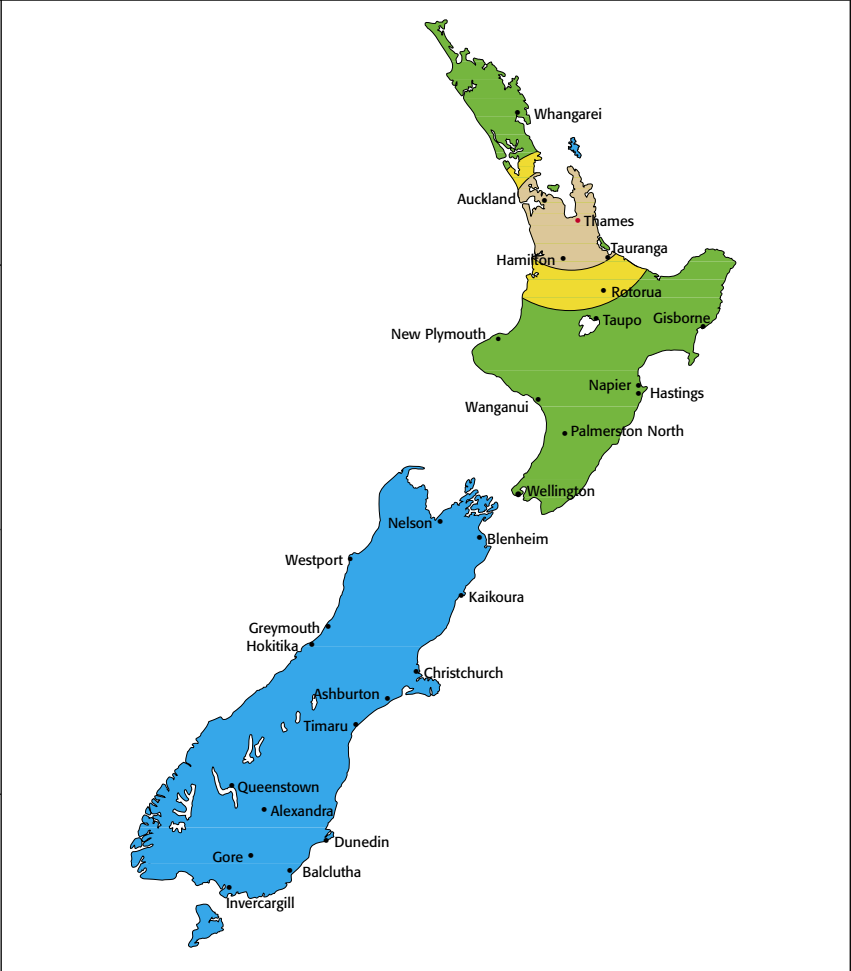


- Over 150km within an Island
- One parcel base ticket allows up to 5kg
- One green excess ticket for each 5kg over 5kg
- Maximum of 25kg per item

**Island to Island**









- Between North & South Islands
- One parcel base ticket allows up to 5kg
- One blue excess ticket for each 5kg over 5kg
- Maximum of 25kg per item



**Parcel ticket distances**

Each ticket is colour coded based on the distance the parcel travels.

	<b>Local</b>	Across town, within city limits
	<b>Local towns</b>	Up to 75km, within an Island
	<b>One sector</b>	Up to 150km, within an Island
	<b>Two sector</b>	Over 150km, within an Island
	<b>Island to Island</b>	Between North and South Islands
	<b>Island to Island economy</b>	Between North and South Islands economy