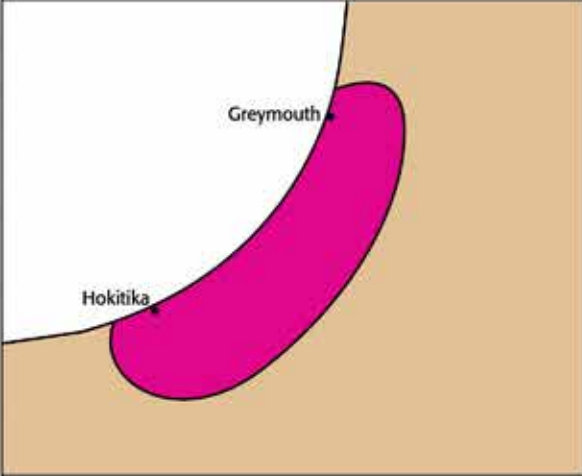
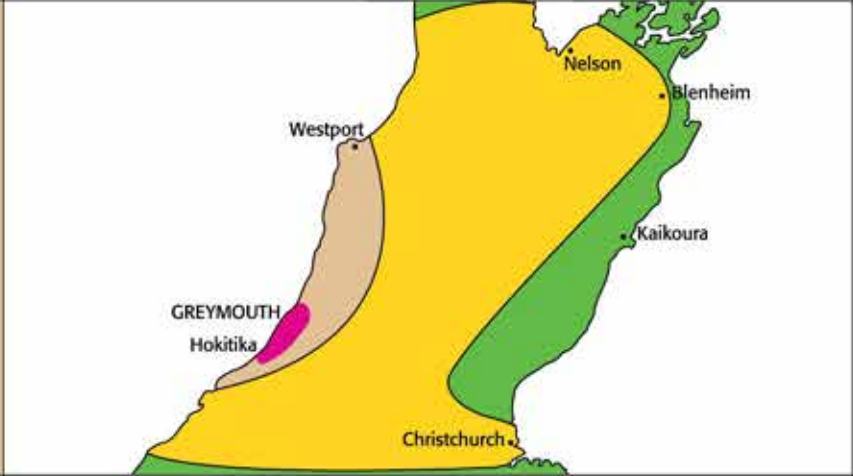









Sector Guide from Greymouth

Local and local towns sector	Local towns sector to two sector
 <p>Map showing Greymouth and Hokitika sectors.</p>	 <p>Map showing local towns sector to two sector including Westport, Nelson, Blenheim, Christchurch, and Greymouth/Hokitika.</p>
Parcel tickets	Island to Island
<p>Local</p>  <p>Within city limits One parcel base ticket allows up to 25kg Maximum of 25 kg per item</p>	 <p>Map showing island to island sectors across New Zealand with various cities labeled.</p>
<p>Local Towns</p>  <p>Up to 75km within an Island One parcel base ticket allows up to 25kg Maximum of 25kg per item</p>	
<p>One Sector</p>  <p>Up to 150km within an Island One parcel base ticket allows up to 15kg One yellow excess ticket for each 10kg over 15kg Maximum of 25kg per item</p>	
<p>Two Sector</p>  <p>Over 150km within an Island One parcel base ticket allows up to 5kg One green excess ticket for each 5kg over 5kg Maximum of 25kg per item</p>	
<p>Island to Island</p>  <p>Between North & South Islands One parcel base ticket allows up to 5kg One blue excess ticket for each 5kg over 5kg Maximum of 25kg per item</p>	
<p>Island to Island Economy</p>  <p>Between North & South Islands 2 - 3 working days One parcel base ticket allows up to 5kg One purple excess ticket for each 5kg over 5kg Maximum of 25kg per item</p>	